

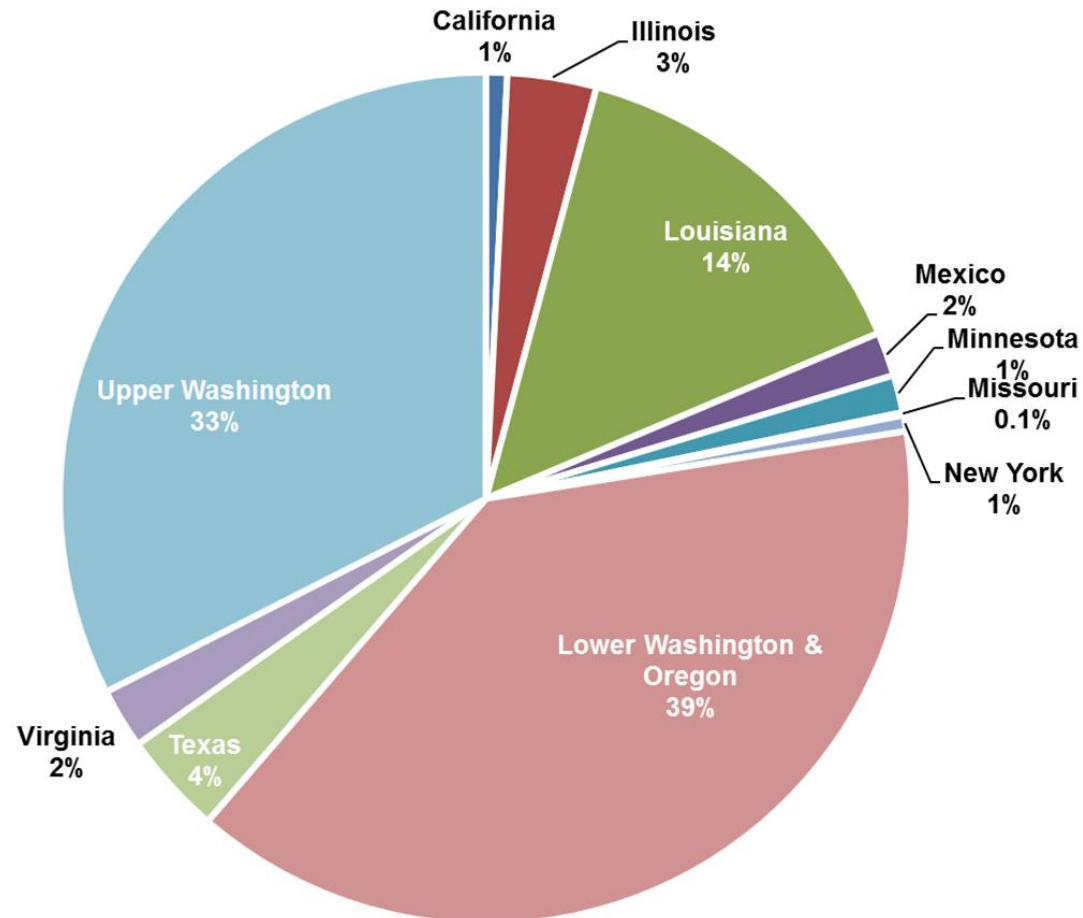


**SOY TRANSPORTATION
COALITION**

Soy Transportation Coalition • 1255 SW Prairie Trail Parkway • Ankeny, Iowa 50023

Soybeans moving by rail are destined for export position and to a certain extent domestic crushing. In 2013/14, 72% of soybeans traveled to the PNW, followed by the Center Gulf (Louisiana) with 14%.

Rail Soybean Destinations 2013/14 (percent by state)

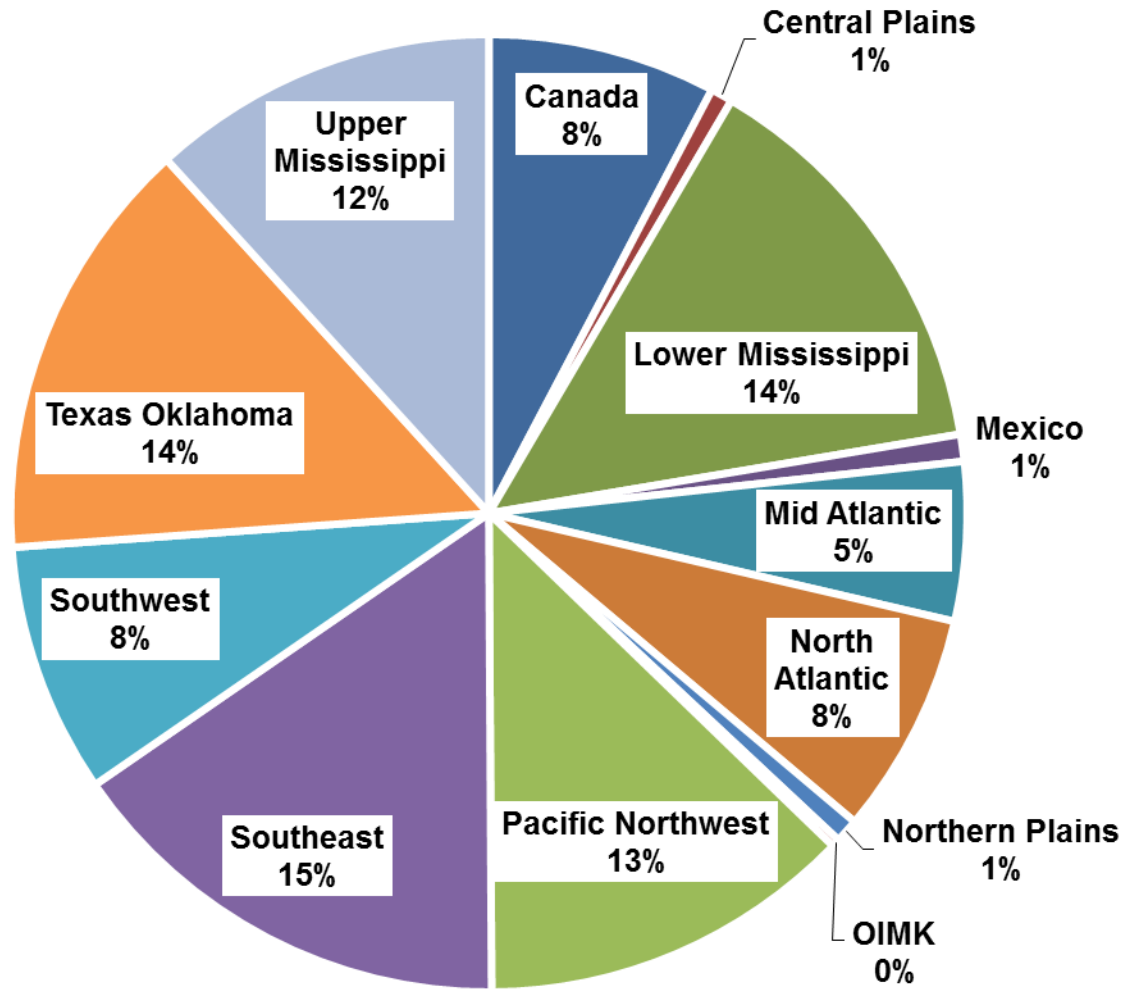


Source: Informa, USDOT-STB

Soybean Meal and Oil

- Due to multiple states for soybean meal destinations, grain flow regions were used instead.
- Low volumes of soybean meal and oil move by barge.
- In 2013/14, the leading destination for soybean meal being transported by rail was to the Southeast (15%), Lower Mississippi (14%), Texas Oklahoma (14%), Pacific Northwest (13%) and Upper Mississippi (12%).
- In 2013/14, Texas was the leading destination for soybean meal with slightly almost 3 million tons followed by Illinois and Washington. The drop in feed costs has resulted in a rebound in animal numbers, which is driving soybean meal increases to the feed markets.
- In 2013/14, Illinois was the leading destination for soybean oil with over 2 million tons followed by California with nearly 1 million tons. Missouri and Texas are also over 800 thousand tons destinations.

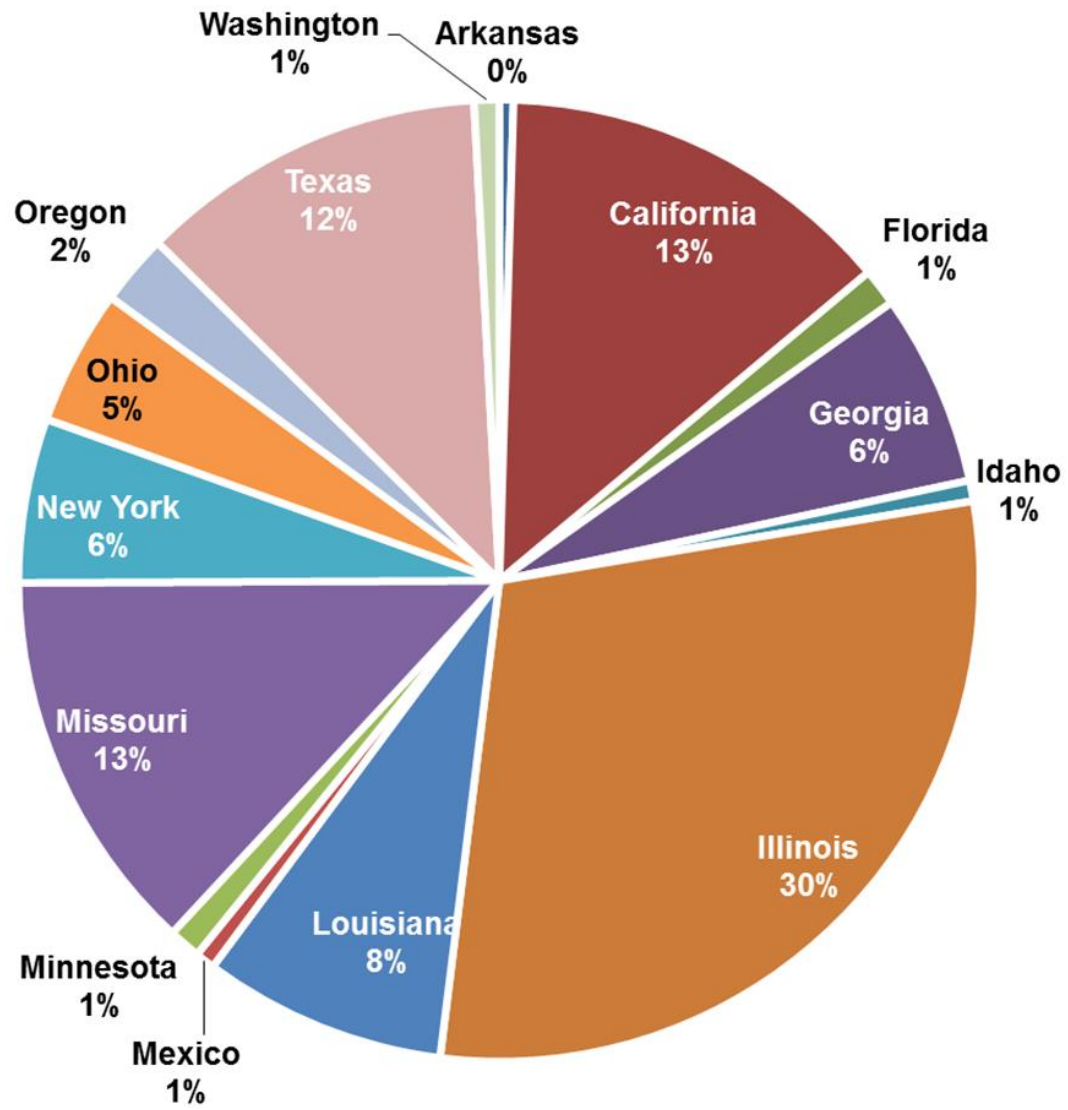
Rail Soybean Meal Destinations 2013/14 (percent by state)



Notes: OIMK equals Ohio, Indiana, Michigan, and Kentucky

Source: Informa, USDOT-STB

Rail Soybean Oil Destinations 2013/14 (percent by state)



Source: Informa, USDOT-STB

Source: "Farm to Market: A Soybean's Journey" (Funded by the Soybean Checkoff)